

Signify Classified - Internal
Cooper Lighting Solutions Photometric Lab
1121 Highway 74 South
Peachtree City, GA 30269



Scaled data based on original data using
LM-79-08 Approved Method: Electrical and Photometric Measurements of Solid-
State Lighting Products

Test Report Prepared for
Cooper Lighting Solutions
(formerly Eaton)

Brand: STREETWORKS

Report Number: P867890

Luminaire Tested: **MEM2-HSN-SA-40-727-U-T2R**

Issue Date: 08/21/2024



Test Information

Test Method: LM-79-08
Report Number: P867890
Test Lab: INNOVATION CENTER(G3)
Issue Date: 08/21/2024
Manufacturer: COOPER LIGHTING SOLUTIONS (FORMERLY EATON)
Product Line: STREETWORKS
Catalog Number: MEM2-HSN-SA-40-727-U-T2R
Description: EPIC MODERN SHORT HOUSING DISCRETE LED ARRAYS 40W 70CRI 2700K
FITXURE w/ TYPE II ROADWAY DISTRIBUTION OPTIC
Light Source: (10) 2700K CCT, 70 CRI LEDS
Ballast/Driver: ELECTRONIC DRIVER

Summary

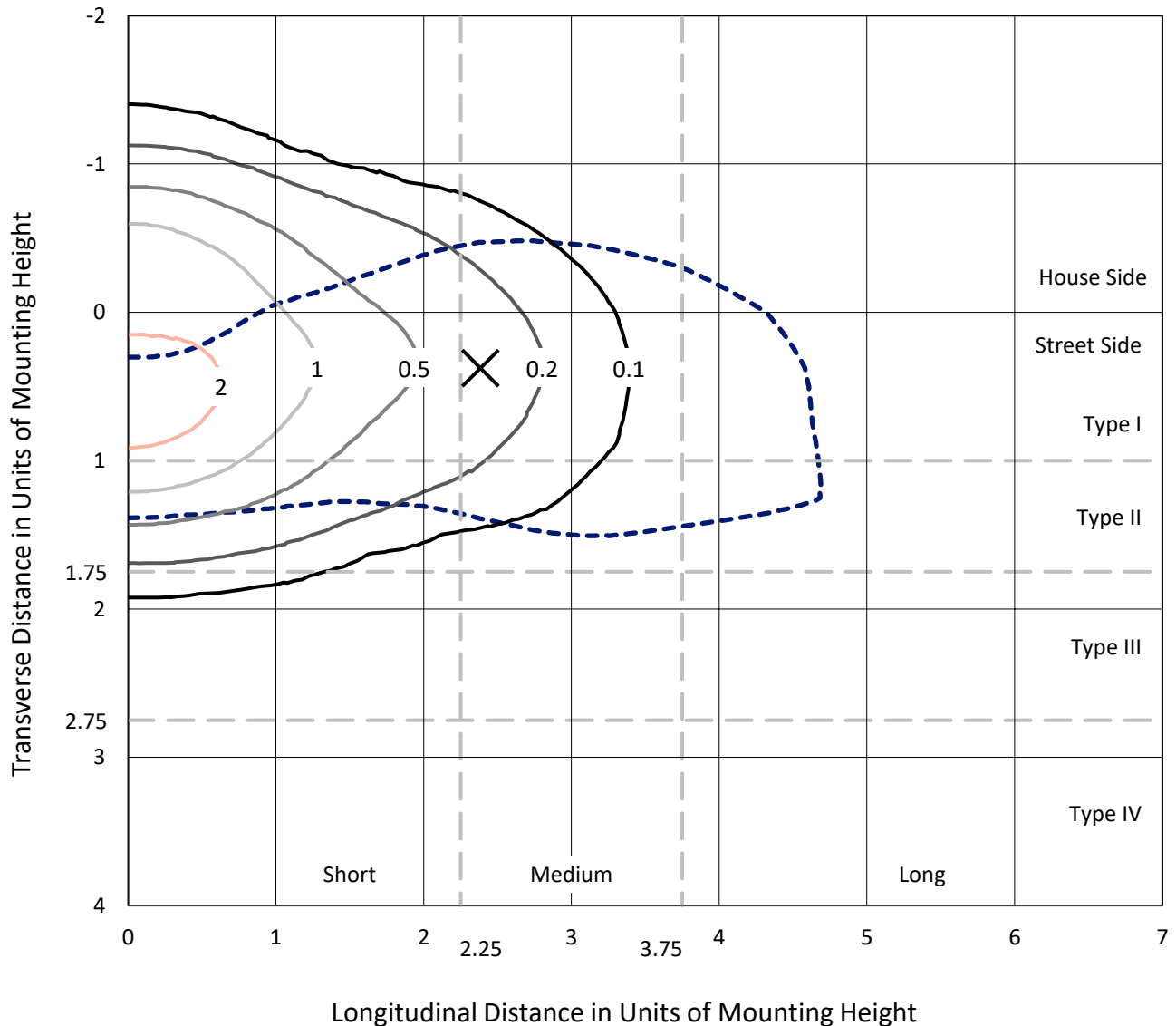
Lumens per Lamp: N/A
Luminaire Lumens: 4599.8 lumens
Efficiency: N/A
Efficacy: 140.2 lumens/watt
Luminous Opening: Rectangular (W 0.33' x L: 0.33' x H: 0')
IES Classification: Type II - Medium
BUG Rating: B1 - U0 - G1

Input Watts (W): 32.8
Input Voltage (V): 120
Input Current (A_{in}): NR
Voltage Rise (V): NR
Power Factor: 0.99
Total Harmonic Distortion (THDi): 9.76%
Frequency (hertz): 60
Stabilization Time: NR
Operation Time: NR
Ambient Temperature (°C): NR
Test Distance: 24 FT

REPORT NUMBER: P867890
 CATALOG NUMBER: MEM2-HSN-SA-40-727-U-T2R

Iso-Footcandle Lines of Horizontal Illumination

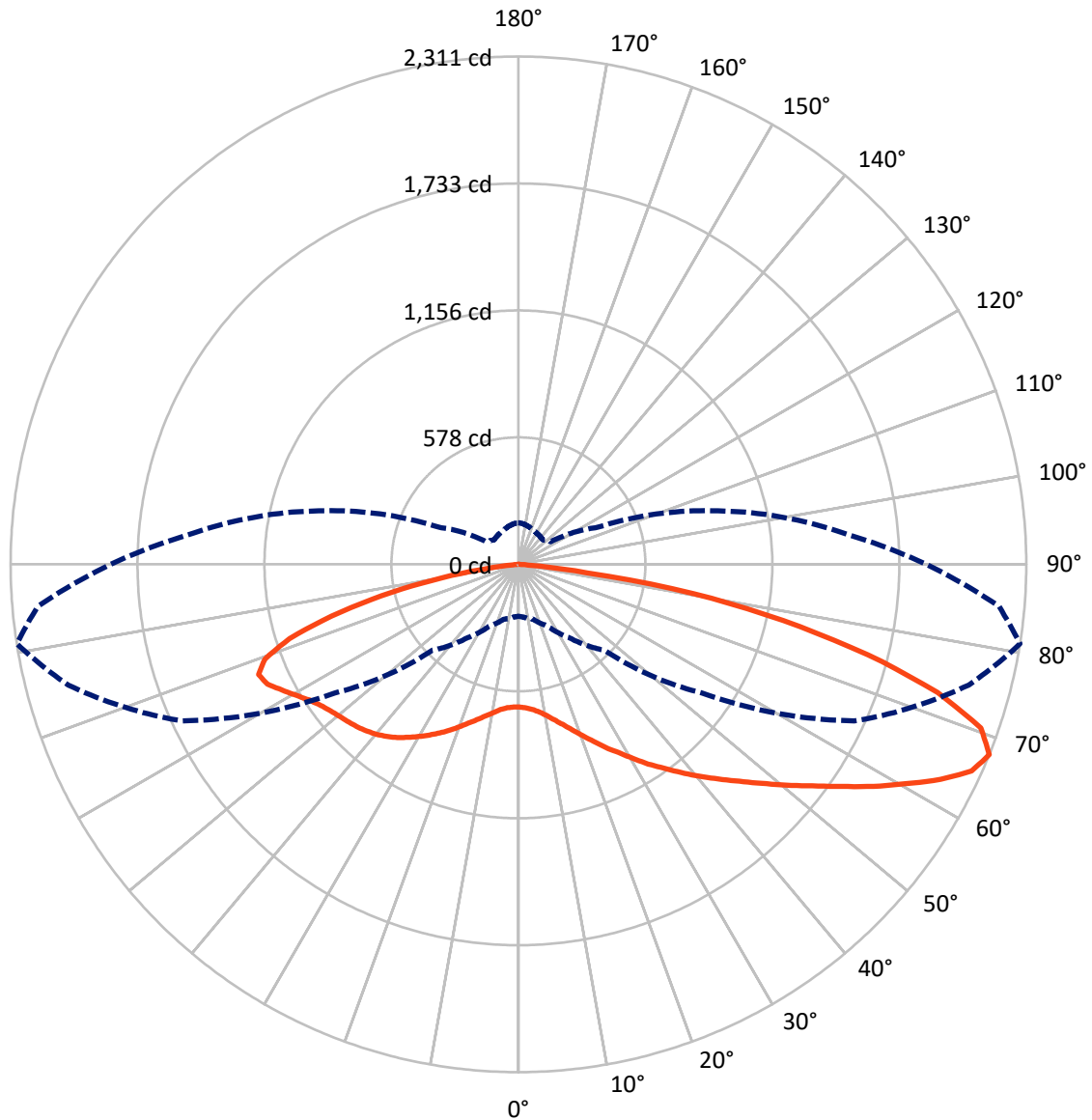
× Max cd
 - - - 1/2 Max cd



Based on 20 foot mounting height. Maximum calculated value = 2.9 fc
 Type II - Medium - N/A

REPORT NUMBER: P867890
CATALOG NUMBER: MEM2-HSN-SA-40-727-U-T2R

Luminous Intensity Polar Plot



— Vertical Plane Through 81-Deg Lateral - - - Horizontal Cone Through 67.5-Deg Vertical

REPORT NUMBER: P867890
 CATALOG NUMBER: MEM2-HSN-SA-40-727-U-T2R

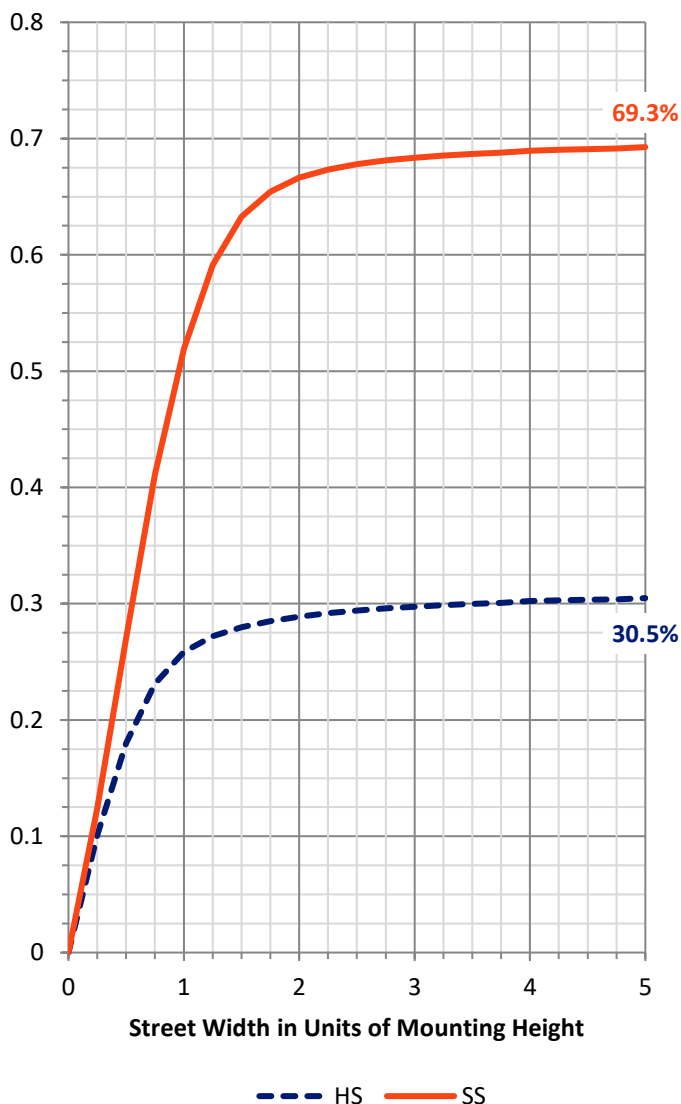
FLUX DISTRIBUTION:

		Downward	Upward	Total
House Side	Lumens	1409.5	0.0	1409.5
	% Fixture	30.6	0.0	30.6
Street Side	Lumens	3190.3	0.0	3190.3
	% Fixture	69.4	0.0	69.4
Total	Lumens	4599.8	0.0	4599.8
	% Fixture	100.0	0.0	100.0

ZONAL LUMENS:

Zone	Lumens	% Fixture
0°-10°	66.2	1.4
10°-20°	235.1	5.1
20°-30°	468.2	10.2
30°-40°	735.6	16.0
40°-50°	912.2	19.8
50°-60°	891.8	19.4
60°-70°	749.9	16.3
70°-80°	476.5	10.4
80°-90°	64.3	1.4
90°-100°	0.0	0.0
100°-110°	0.0	0.0
110°-120°	0.0	0.0
120°-130°	0.0	0.0
130°-140°	0.0	0.0
140°-150°	0.0	0.0
150°-160°	0.0	0.0
160°-170°	0.0	0.0
170°-180°	0.0	0.0
0°-90°	4599.8	100.0
0°-180°	4599.8	100.0

Coefficient of Utilization

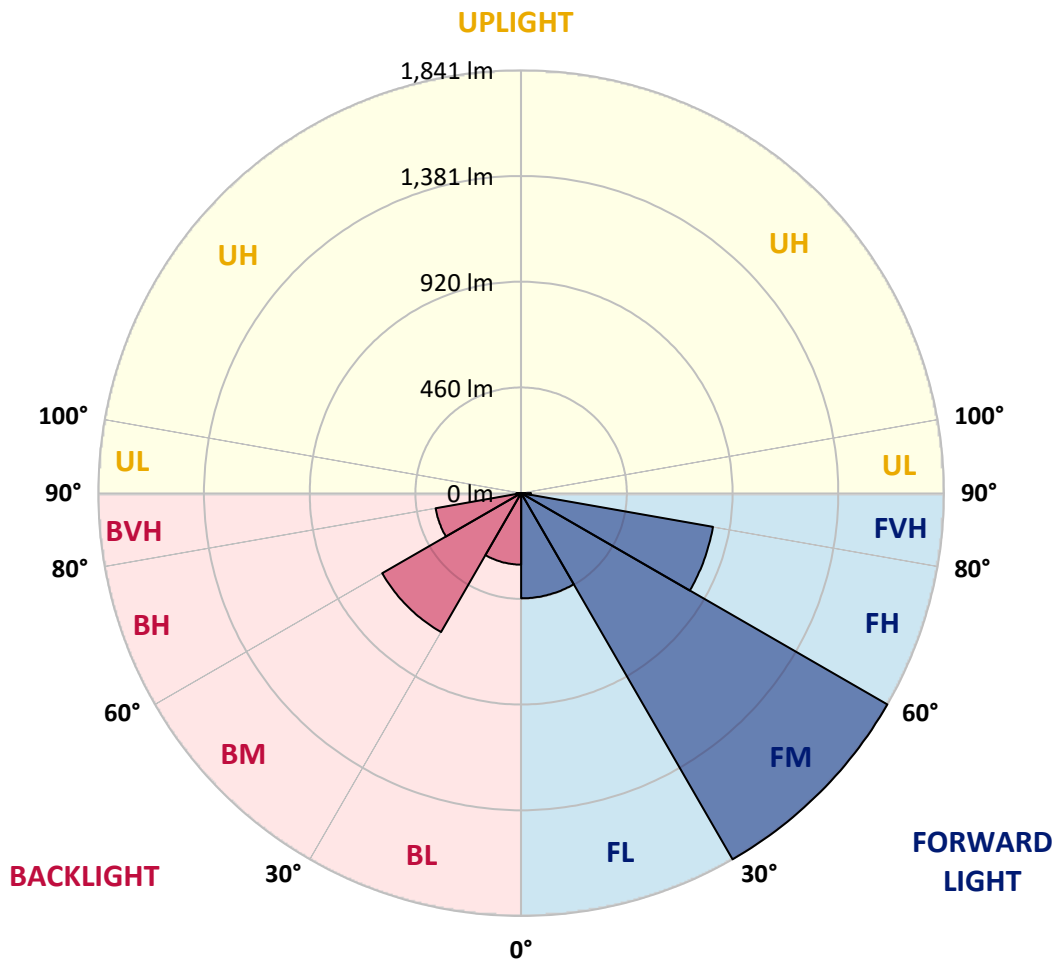


REPORT NUMBER: P867890
 CATALOG NUMBER: MEM2-HSN-SA-40-727-U-T2R

LUMINAIRE CLASSIFICATION SYSTEM LUMEN TABLE AND BUG RATING:

Zone	Lumens	% Fixture	Zone Rating/Lumen Limit		
			B	U	G
FL (0°-30°)	458.2	10.0			
FM (30°-60°)	1841.0	40.0			
FH (60°-80°)	848.1	18.4			G1/1800
FVH (80°-90°)	43.1	0.9			G1/100
BL (0°-30°)	311.3	6.8	B1/500		
BM (30°-60°)	698.6	15.2	B1/1000		
BH (60°-80°)	378.4	8.2	B1/500		G1/500
BVH (80°-90°)	21.2	0.5			G1/100
UL (90°-100°)	0.0	0.0		U0/0	
UH (100°-180°)	0.0	0.0		U0/0	

BUG Rating: B1-U0-G1
 Type II Medium





REPORT NUMBER: P867890

CATALOG NUMBER: MEM2-HSN-SA-40-727-U-T2R

CANDELA DISTRIBUTION (FULL):

	0°	5°	15°	25°	35°	45°	55°	65°	75°	81°	85°
0°	649.4	649.4	649.4	649.4	649.4	649.4	649.4	649.4	649.4	649.4	649.4
2.5°	672.2	671.3	671.3	664.0	664.0	662.2	663.1	657.6	654.9	654.0	653.1
5°	720.5	720.5	715.1	710.5	701.4	693.2	685.9	674.9	666.7	663.1	660.4
7.5°	793.5	788.0	786.2	772.5	753.4	737.0	722.4	698.7	683.2	677.7	674.0
10°	882.9	875.6	861.9	846.4	821.8	797.2	768.0	736.1	710.5	699.6	695.0
12.5°	975.0	965.0	945.8	931.2	899.3	861.9	820.9	777.1	741.5	726.0	717.8
15°	1076.3	1070.8	1048.0	1018.8	981.4	928.5	877.4	823.6	778.0	756.1	742.4
17.5°	1185.7	1177.5	1152.9	1117.3	1064.4	1001.5	942.2	872.9	820.0	791.7	776.2
20°	1293.3	1291.5	1255.0	1221.3	1159.3	1080.8	1004.2	931.2	864.7	831.8	811.8
22.5°	1413.7	1401.9	1370.0	1322.5	1248.6	1176.6	1086.3	991.4	913.0	874.7	851.9
25°	1538.7	1537.8	1498.6	1440.2	1353.5	1262.3	1164.7	1059.8	970.5	923.9	893.8
27.5°	1693.7	1681.9	1631.7	1565.1	1464.8	1359.9	1246.8	1131.0	1025.2	969.5	933.1
30°	1829.6	1826.0	1769.4	1694.7	1582.5	1457.5	1335.3	1211.3	1089.9	1024.3	984.1
32.5°	1940.0	1935.4	1887.1	1812.3	1691.9	1562.4	1421.9	1287.0	1154.7	1083.6	1030.7
35°	2032.1	2024.8	1974.7	1899.9	1795.9	1664.6	1515.0	1366.3	1225.8	1139.2	1089.0
37.5°	2068.6	2062.2	2021.2	1959.2	1863.4	1743.0	1598.9	1453.9	1297.0	1202.1	1145.6
40°	2054.9	2051.3	2022.1	1979.2	1906.3	1805.9	1679.2	1545.1	1377.3	1268.7	1201.2
42.5°	1990.2	1990.2	1971.9	1950.0	1913.6	1841.5	1750.3	1632.6	1454.8	1335.3	1254.1
45°	1899.0	1895.3	1888.9	1880.7	1875.3	1847.9	1796.8	1708.3	1540.5	1408.3	1318.0
47.5°	1777.7	1780.4	1775.8	1779.5	1802.3	1819.6	1816.9	1778.6	1628.1	1488.5	1380.9
50°	1587.0	1599.8	1614.4	1657.3	1703.8	1752.1	1796.8	1828.7	1731.1	1579.7	1453.9
52.5°	1350.8	1356.3	1395.5	1496.7	1596.2	1660.0	1744.8	1851.5	1822.3	1674.6	1539.6
55°	1059.8	1069.9	1129.2	1272.4	1449.3	1571.5	1670.9	1841.5	1915.4	1783.1	1639.9
57.5°	759.8	766.2	861.0	1008.8	1239.5	1444.7	1587.0	1801.4	1990.2	1906.3	1743.0
60°	540.0	551.8	612.9	757.0	978.7	1269.6	1510.4	1743.0	2059.5	2026.7	1878.0
62.5°	398.6	405.0	447.8	552.7	735.1	1030.7	1411.0	1700.1	2105.1	2156.2	2013.0
65°	300.1	302.8	332.0	404.1	550.0	759.8	1254.1	1691.9	2130.6	2266.5	2132.5
67.5°	236.2	240.8	259.0	308.3	409.5	552.7	1021.5	1686.4	2121.5	2311.2	2195.4
70°	198.8	199.7	213.4	240.8	306.5	397.7	763.4	1604.4	2070.4	2232.8	2137.0
72.5°	172.4	172.4	178.8	200.7	246.3	301.0	519.9	1408.3	1940.9	1994.7	1934.5
75°	139.5	138.6	149.6	170.6	197.9	231.7	349.3	1066.2	1669.1	1641.8	1592.5
77.5°	121.3	120.4	129.5	147.8	163.3	185.2	239.0	692.3	1313.4	1231.3	1200.3
80°	104.0	101.2	108.5	125.9	134.1	144.1	165.1	403.1	858.3	807.2	769.8
82.5°	78.4	72.1	70.2	84.8	90.3	83.9	83.9	141.4	311.9	314.7	291.0
85°	6.4	7.3	9.1	10.9	15.5	17.3	18.2	30.1	46.5	44.7	45.6
87.5°	0.9	0.9	0.9	1.8	1.8	2.7	2.7	2.7	3.6	3.6	3.6
90°	0.0	0.0	0.0	0.0	0.0	0.0	0.0	0.0	0.0	0.0	0.0



REPORT NUMBER: P867890
 CATALOG NUMBER: MEM2-HSN-SA-40-727-U-T2R

CANDELA DISTRIBUTION (continued):

	90°	95°	105°	115°	125°	135°	145°	155°	165°	175°	180°
0°	649.4	649.4	649.4	649.4	649.4	649.4	649.4	649.4	649.4	649.4	649.4
2.5°	652.1	650.3	648.5	648.5	648.5	646.7	645.8	645.8	644.8	642.1	641.2
5°	658.5	655.8	653.1	653.1	653.1	652.1	651.2	652.1	651.2	648.5	647.6
7.5°	671.3	667.6	664.0	664.0	665.8	664.9	664.9	665.8	664.9	662.2	661.3
10°	689.5	684.1	682.2	682.2	684.1	683.2	682.2	682.2	681.3	676.8	678.6
12.5°	709.6	704.1	702.3	703.2	702.3	700.5	701.4	698.7	697.7	690.4	689.5
15°	735.1	728.8	725.1	726.0	723.3	719.6	716.0	714.2	710.5	704.1	702.3
17.5°	764.3	754.3	749.7	749.7	744.3	737.0	731.5	726.0	720.5	713.3	711.4
20°	792.6	783.5	776.2	774.4	763.4	751.6	741.5	732.4	726.0	717.8	716.0
22.5°	828.2	815.4	805.4	797.2	780.7	761.6	746.1	733.3	724.2	715.1	712.3
25°	865.6	847.3	830.9	815.4	792.6	765.2	743.4	725.1	713.3	703.2	701.4
27.5°	903.0	879.3	855.5	830.9	796.3	760.7	729.7	707.8	692.3	679.5	677.7
30°	943.1	913.9	876.5	840.9	795.3	748.8	709.6	678.6	660.4	645.8	643.9
32.5°	984.1	947.7	896.6	848.2	790.8	731.5	680.4	647.6	624.8	608.4	603.8
35°	1029.7	985.1	914.8	851.0	778.0	706.0	649.4	608.4	581.9	565.5	561.8
37.5°	1076.3	1019.7	926.7	849.2	759.8	675.9	609.3	567.3	536.3	513.5	509.9
40°	1123.7	1051.6	934.0	840.0	734.2	638.5	571.9	520.8	476.1	455.1	445.1
42.5°	1167.5	1080.8	937.6	827.3	706.0	599.2	522.6	456.0	414.1	391.3	395.8
45°	1213.1	1108.2	938.5	811.8	668.6	549.1	460.6	398.6	356.6	339.3	337.5
47.5°	1252.3	1131.0	936.7	789.9	626.6	491.6	395.8	336.6	305.5	289.1	287.3
50°	1304.3	1156.5	934.0	764.3	571.9	425.9	335.6	287.3	259.0	246.3	245.4
52.5°	1356.3	1184.8	932.2	728.8	514.4	363.9	280.9	242.6	223.5	217.1	215.3
55°	1424.7	1219.5	933.1	687.7	448.7	300.1	238.1	211.6	201.6	198.8	198.8
57.5°	1503.1	1264.2	938.5	642.1	380.3	248.1	207.0	195.2	194.3	196.1	197.0
60°	1598.0	1323.4	949.5	594.7	317.4	209.8	188.8	187.9	190.6	197.0	198.8
62.5°	1704.7	1388.2	963.2	532.7	257.2	184.2	178.8	182.4	186.1	193.4	194.3
65°	1798.6	1461.2	971.4	473.4	215.3	169.6	172.4	174.2	183.3	193.4	193.4
67.5°	1855.2	1514.1	940.4	398.6	179.7	156.9	162.4	167.8	177.9	187.0	188.8
70°	1836.0	1496.7	834.6	309.2	152.3	145.0	151.4	159.6	169.6	180.6	186.1
72.5°	1702.9	1373.6	677.7	225.3	132.3	134.1	142.3	153.2	162.4	174.2	181.5
75°	1423.8	1146.5	488.9	162.4	115.8	123.1	135.9	145.0	151.4	154.1	155.1
77.5°	1080.8	842.8	332.9	121.3	100.3	110.4	124.0	134.1	135.9	137.7	139.5
80°	706.0	536.3	187.9	84.8	76.6	90.3	101.2	112.2	108.5	114.0	115.8
82.5°	298.3	234.4	85.7	42.0	35.6	38.3	41.0	36.5	33.7	33.7	29.2
85°	39.2	30.1	12.8	5.5	4.6	2.7	2.7	2.7	1.8	1.8	1.8
87.5°	3.6	3.6	2.7	2.7	1.8	1.8	0.9	1.8	0.9	0.9	0.9
90°	0.0	0.0	0.0	0.0	0.0	0.0	0.0	0.0	0.0	0.0	0.0

LM-79-2019: Approved Method: Electrical and Photometric Measurements of Solid-
State Lighting Products

Report Prepared for

Cooper Lighting Solutions

Streetworks

Report Number: SP1-2407-157-3

Test Date: 08/07/2024

Luminaire Tested: MEM2-HTN-SA-40-727-U-5WQ-2

Data in this report applies to families of products including MEM2-HTN-SA-40-727-U-5WQ-2

Test Information

Test Method: LM-79-2019
 Report Number: SP1-2407-157-3
 Test Lab: COOPER LIGHTING SOLUTIONS
 Photometer: SP1 - 76IN SPHERE
 Measurement Geometry: 4π
 Issue Date: 08/20/2024
 Manufacturer: COOPER LIGHTING SOLUTIONS
 Product Line: Streetworks
 Catalog Number: **MEM2-HTN-SA-40-727-U-5WQ-2**
 Description: Epic Modern Light Square 40W 5WQ Optic and Flare Trim

Spectral Parameters

CCT (K): 2747
 CIE u': 0.2606
 CIE v': 0.5257
 Duv: -0.0005
 CIE x: 0.4552
 CIE y: 0.4082
 CIE z: 0.1366
 Peak Wavelength (nm): 597
 Dominant Wavelength (nm): 584
 Purity: 59.16856
 Rf: 75.5
 Rg: 93.6

CRI (Ra):	71.7		
R1:	68.1	R9:	-35.3
R2:	83.9	R10:	64.2
R3:	94.7	R11:	61.7
R4:	66.3	R12:	53.9
R5:	67.4	R13:	71.2
R6:	78.7	R14:	97.6
R7:	75.0	R15:	59.3
R8:	39.4		



Test Conditions

Stabilization Time: 22M
 Operation Time: 1H 22M
 Sphere Temperature (°C): 24.2

REPORT NUMBER: SP1-2407-157-3

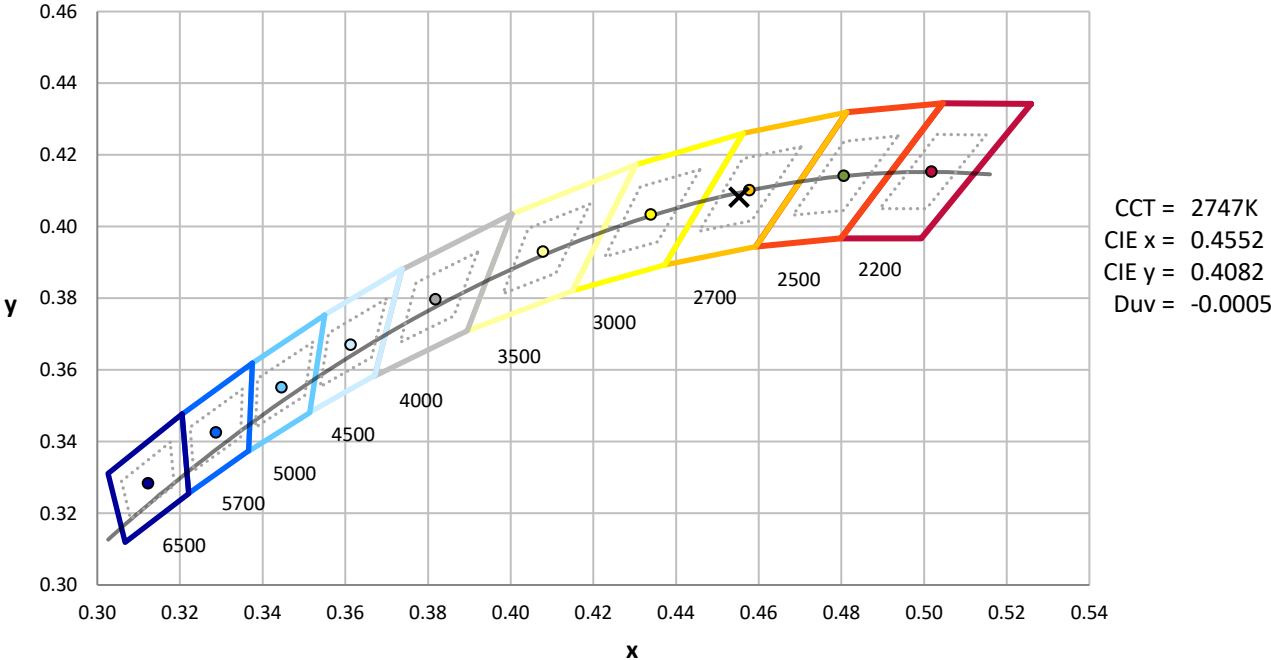
Measurement and Test Equipment			
Instrument	Identification Number	Calibration Date	Calibration Due Date
Photometer	IN0058	6/18/2024	12/18/2024
Power Meter	INXT2011004	2/8/2024	2/8/2025
AC Power Source	IN0063	10/24/2023	10/24/2024
DC Power Source	IN0208	10/24/2023	10/24/2024
Sphere Thermometer	IN0085	10/24/2023	10/24/2024
Room Thermometer	IN0046	10/24/2023	10/24/2024

REPORT NUMBER: SP1-2407-157-3

CIE 1931 Chromaticity Diagram



CIE 1931 Chromaticity Diagram with 2017 ANSI 7-Step and 4-Step Quadrangles



Point lies inside the ANSI 2700K 4-step quadrangle

REPORT NUMBER: SP1-2407-157-3

Photopic Flux vs. Wavelength



Photopic Lumens: NR

λ (nm)	Power W [^] /nm	Lumens (φ/nm)	λ (nm)	Power W [^] /nm	Lumens (φ/nm)	λ (nm)	Power W [^] /nm	Lumens (φ/nm)	λ (nm)	Power W [^] /nm	Lumens (φ/nm)	λ (nm)	Power W [^] /nm	Lumens (φ/nm)
360	0	NR	490	103	NR	620	846	NR	750	20	NR	880	0	NR
365	0	NR	495	130	NR	625	784	NR	755	17	NR	885	1	NR
370	0	NR	500	171	NR	630	720	NR	760	15	NR	890	0	NR
375	0	NR	505	221	NR	635	652	NR	765	13	NR	895	0	NR
380	0	NR	510	268	NR	640	587	NR	770	11	NR	900	0	NR
385	0	NR	515	313	NR	645	521	NR	775	9	NR	905	0	NR
390	0	NR	520	350	NR	650	461	NR	780	8	NR	910	0	NR
395	0	NR	525	381	NR	655	406	NR	785	7	NR	915	0	NR
400	0	NR	530	407	NR	660	353	NR	790	6	NR	920	0	NR
405	2	NR	535	435	NR	665	307	NR	795	5	NR	925	0	NR
410	4	NR	540	462	NR	670	264	NR	800	4	NR	930	0	NR
415	9	NR	545	496	NR	675	227	NR	805	4	NR	935	0	NR
420	20	NR	550	534	NR	680	196	NR	810	3	NR	940	0	NR
425	38	NR	555	582	NR	685	167	NR	815	3	NR	945	0	NR
430	69	NR	560	638	NR	690	144	NR	820	2	NR	950	0	NR
435	120	NR	565	700	NR	695	122	NR	825	2	NR	955	0	NR
440	193	NR	570	767	NR	700	103	NR	830	2	NR	960	0	NR
445	316	NR	575	836	NR	705	88	NR	835	2	NR	965	0	NR
450	469	NR	580	898	NR	710	74	NR	840	1	NR	970	0	NR
455	431	NR	585	947	NR	715	63	NR	845	1	NR	975	0	NR
460	264	NR	590	982	NR	720	54	NR	850	1	NR	980	0	NR
465	197	NR	595	997	NR	725	46	NR	855	1	NR	985	0	NR
470	155	NR	600	997	NR	730	39	NR	860	1	NR	990	0	NR
475	108	NR	605	978	NR	735	33	NR	865	1	NR	995	0	NR
480	90	NR	610	947	NR	740	28	NR	870	1	NR	1000	0	NR
485	92	NR	615	900	NR	745	24	NR	875	1	NR			

REPORT NUMBER: SP1-2407-157-3

Scotopic Flux vs. Wavelength



Scotopic Lumens: NR

S/P: 1.13

λ (nm)	Power W [^] /nm	Lumens (φ/nm)	λ (nm)	Power W [^] /nm	Lumens (φ/nm)	λ (nm)	Power W [^] /nm	Lumens (φ/nm)	λ (nm)	Power W [^] /nm	Lumens (φ/nm)	λ (nm)	Power W [^] /nm	Lumens (φ/nm)
360	0	NR	490	103	NR	620	846	NR	750	20	NR	880	0	NR
365	0	NR	495	130	NR	625	784	NR	755	17	NR	885	1	NR
370	0	NR	500	171	NR	630	720	NR	760	15	NR	890	0	NR
375	0	NR	505	221	NR	635	652	NR	765	13	NR	895	0	NR
380	0	NR	510	268	NR	640	587	NR	770	11	NR	900	0	NR
385	0	NR	515	313	NR	645	521	NR	775	9	NR	905	0	NR
390	0	NR	520	350	NR	650	461	NR	780	8	NR	910	0	NR
395	0	NR	525	381	NR	655	406	NR	785	7	NR	915	0	NR
400	0	NR	530	407	NR	660	353	NR	790	6	NR	920	0	NR
405	2	NR	535	435	NR	665	307	NR	795	5	NR	925	0	NR
410	4	NR	540	462	NR	670	264	NR	800	4	NR	930	0	NR
415	9	NR	545	496	NR	675	227	NR	805	4	NR	935	0	NR
420	20	NR	550	534	NR	680	196	NR	810	3	NR	940	0	NR
425	38	NR	555	582	NR	685	167	NR	815	3	NR	945	0	NR
430	69	NR	560	638	NR	690	144	NR	820	2	NR	950	0	NR
435	120	NR	565	700	NR	695	122	NR	825	2	NR	955	0	NR
440	193	NR	570	767	NR	700	103	NR	830	2	NR	960	0	NR
445	316	NR	575	836	NR	705	88	NR	835	2	NR	965	0	NR
450	469	NR	580	898	NR	710	74	NR	840	1	NR	970	0	NR
455	431	NR	585	947	NR	715	63	NR	845	1	NR	975	0	NR
460	264	NR	590	982	NR	720	54	NR	850	1	NR	980	0	NR
465	197	NR	595	997	NR	725	46	NR	855	1	NR	985	0	NR
470	155	NR	600	997	NR	730	39	NR	860	1	NR	990	0	NR
475	108	NR	605	978	NR	735	33	NR	865	1	NR	995	0	NR
480	90	NR	610	947	NR	740	28	NR	870	1	NR	1000	0	NR
485	92	NR	615	900	NR	745	24	NR	875	1	NR			

REPORT NUMBER: SP1-2407-157-3

Melanopic Flux vs. Wavelength



Melanopic Lumens: NR M/P: 2.04

λ (nm)	Power W [^] /nm	Lumens (φ/nm)	λ (nm)	Power W [^] /nm	Lumens (φ/nm)	λ (nm)	Power W [^] /nm	Lumens (φ/nm)	λ (nm)	Power W [^] /nm	Lumens (φ/nm)	λ (nm)	Power W [^] /nm	Lumens (φ/nm)
360	0	NR	490	103	NR	620	846	NR	750	20	NR	880	0	NR
365	0	NR	495	130	NR	625	784	NR	755	17	NR	885	1	NR
370	0	NR	500	171	NR	630	720	NR	760	15	NR	890	0	NR
375	0	NR	505	221	NR	635	652	NR	765	13	NR	895	0	NR
380	0	NR	510	268	NR	640	587	NR	770	11	NR	900	0	NR
385	0	NR	515	313	NR	645	521	NR	775	9	NR	905	0	NR
390	0	NR	520	350	NR	650	461	NR	780	8	NR	910	0	NR
395	0	NR	525	381	NR	655	406	NR	785	7	NR	915	0	NR
400	0	NR	530	407	NR	660	353	NR	790	6	NR	920	0	NR
405	2	NR	535	435	NR	665	307	NR	795	5	NR	925	0	NR
410	4	NR	540	462	NR	670	264	NR	800	4	NR	930	0	NR
415	9	NR	545	496	NR	675	227	NR	805	4	NR	935	0	NR
420	20	NR	550	534	NR	680	196	NR	810	3	NR	940	0	NR
425	38	NR	555	582	NR	685	167	NR	815	3	NR	945	0	NR
430	69	NR	560	638	NR	690	144	NR	820	2	NR	950	0	NR
435	120	NR	565	700	NR	695	122	NR	825	2	NR	955	0	NR
440	193	NR	570	767	NR	700	103	NR	830	2	NR	960	0	NR
445	316	NR	575	836	NR	705	88	NR	835	2	NR	965	0	NR
450	469	NR	580	898	NR	710	74	NR	840	1	NR	970	0	NR
455	431	NR	585	947	NR	715	63	NR	845	1	NR	975	0	NR
460	264	NR	590	982	NR	720	54	NR	850	1	NR	980	0	NR
465	197	NR	595	997	NR	725	46	NR	855	1	NR	985	0	NR
470	155	NR	600	997	NR	730	39	NR	860	1	NR	990	0	NR
475	108	NR	605	978	NR	735	33	NR	865	1	NR	995	0	NR
480	90	NR	610	947	NR	740	28	NR	870	1	NR	1000	0	NR
485	92	NR	615	900	NR	745	24	NR	875	1	NR			

Summary

$R_f = 75.5$
 $R_g = 93.6$
 $CIE R_a = 71.7$
 $R_g = -35.3$



Color Vector Graphics



Individual Sample Fidelity Index ($R_{f,i}$)

CES01 = 86	CES26 = 68	CES51 = 87	CES76 = 63
CES02 = 63	CES27 = 90	CES52 = 85	CES77 = 79
CES03 = 31	CES28 = 87	CES53 = 78	CES78 = 66
CES04 = 71	CES29 = 71	CES54 = 86	CES79 = 87
CES05 = 50	CES30 = 85	CES55 = 84	CES80 = 85
CES06 = 52	CES31 = 74	CES56 = 75	CES81 = 67
CES07 = 42	CES32 = 66	CES57 = 75	CES82 = 93
CES08 = 41	CES33 = 80	CES58 = 76	CES83 = 91
CES09 = 29	CES34 = 79	CES59 = 85	CES84 = 89
CES10 = 77	CES35 = 89	CES60 = 90	CES85 = 72
CES11 = 60	CES36 = 93	CES61 = 81	CES86 = 59
CES12 = 66	CES37 = 88	CES62 = 91	CES87 = 77
CES13 = 43	CES38 = 93	CES63 = 77	CES88 = 79
CES14 = 74	CES39 = 97	CES64 = 67	CES89 = 65
CES15 = 72	CES40 = 93	CES65 = 66	CES90 = 80
CES16 = 48	CES41 = 93	CES66 = 63	CES91 = 80
CES17 = 51	CES42 = 89	CES67 = 61	CES92 = 55
CES18 = 57	CES43 = 78	CES68 = 68	CES93 = 72
CES19 = 73	CES44 = 99	CES69 = 78	CES94 = 48
CES20 = 67	CES45 = 85	CES70 = 63	CES95 = 66
CES21 = 88	CES46 = 81	CES71 = 61	CES96 = 76
CES22 = 80	CES47 = 86	CES72 = 86	CES97 = 81
CES23 = 92	CES48 = 74	CES73 = 56	CES98 = 76
CES24 = 91	CES49 = 79	CES74 = 93	CES99 = 64
CES25 = 73	CES50 = 86	CES75 = 66	



Color Rendition by Hue-Angle Bin



Measure Comparisons



(END OF REPORT)